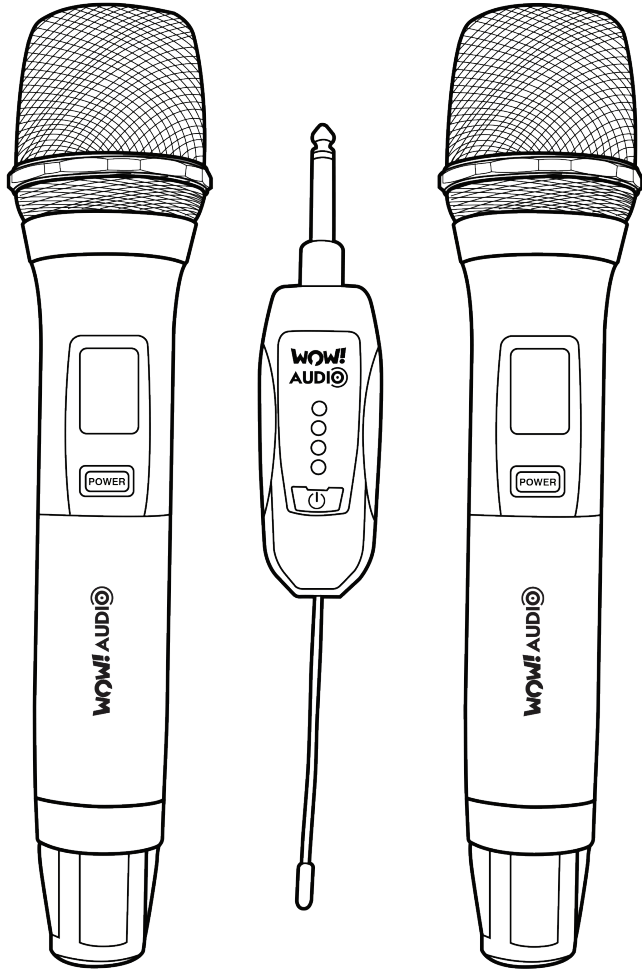
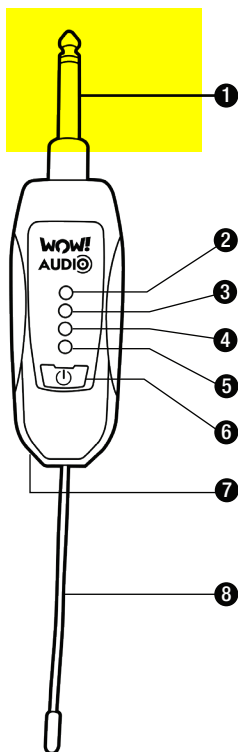




DUAL UHF
WIRELESS MICROPHONE PLUG-IN
WAM-W300

USER MANUAL





1. 6.3mm Output plug
2. Channel A RF indicator
3. Channel B RF indicator
4. Charging indicator
5. Power indicator
6. Power Switch
7. USB Type C Charging port
8. Antenna

Important Notice:

To ensure the proper functioning of the WAM-W300 receiver and to maintain battery life, please use the Type C to USB cable charger provided. Using an inappropriate cable charger may cause the unit to malfunction and negatively impact the battery life.

🔍 Technical Specifications

• Receiver

Working frequency: 650 MHz - 675 MHz (32 channels)

Working range: 15-25 meters

Frequency response: 45Hz-18KHz

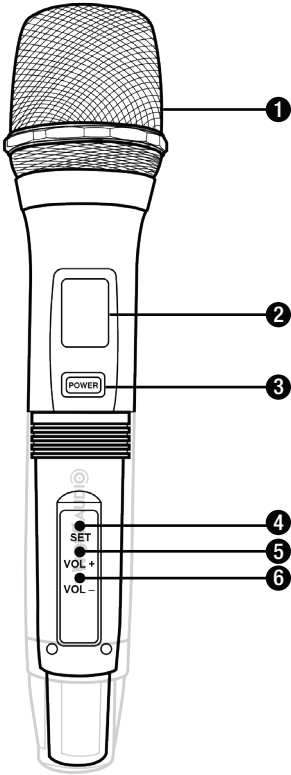
Type C- rechargeable port: 5V-1A (80 cm)

Battery: 450 mA lithium battery

Charging time: 2-3 hours

Working hours: 3-4 hours

Working current: Dual receiver 180mA



1. Metal mesh enclosure
2. Display screen
3. Power switch
4. SET
5. VOL +
6. VOL -

Rechanneling Process for WAM-W300 Dual UHF Wireless Microphone with Plug-in

Note: Each microphone requires 2x AA batteries before rechanneling.

Steps:

1. Press the power switch button.
2. Remove the battery cover.
3. Press the "VOL + or VOL -" button to change the channel. The wireless frequency will change, and the red light indicator on the receiver will blink.
4. Put the battery cover back when finished.

Technical Specifications

• Transmitter

Frequency range: 650 MHz - 675 MHz (32 channels)

Power supply: 1.5V AAx2

Working current: ≤130mA

Working hours: Regular 3-4 hours

Frequency response: 45Hz-18KHz

Display screen: LED Digital display



**WARRANTY
REGISTRATION
& SUPPORT**